

# COSMOS 240w



ref.: 500144

## LOWER COST OF OPERATION AND HIGHER QUALITY YIELDS

Cosmos LED Grow Light uses the latest in high output, high energy efficiency LED technology with  $2.43 \mu\text{mol/J}$ , providing the best light penetration into plants. It only consumes 240 w, with 50% less power than other equipment (SMD LED), and obtaining 50% more harvest. The covered surface during the growing phase is 100 x 100 cm, during the flowering phase it is 60 x 60 cm.

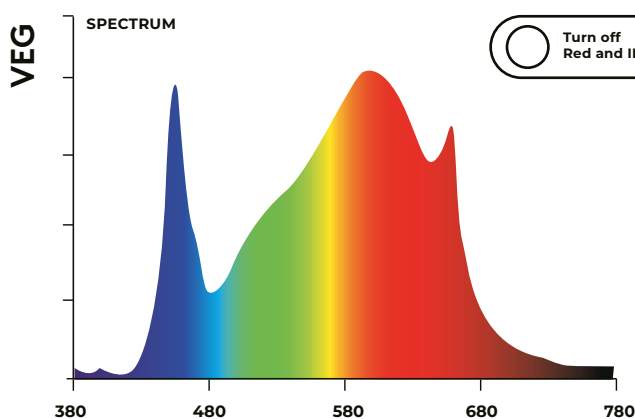
## IDEAL FOR ALL STAGS OF GROWING

Excellent full spectrum white, blue, red, IR and FR (3000K, 5000K, 395nm 660nm and 730nm). 3000K diodes that provide more reddish light and 5000K providing more blue. The combination of red light, IR 660nm and FR 730nm is especially useful during flowering, where it speeds up flowering time and increases yields. The light looks natural, making it easy to accurately monitor plant health.

## THE BEST QUALITY-PRICE RATIO

Quality components mean the light lasts longer, but it also saves you money. COSMOS LED grow kits are often copied, but will never have our quality or commitment.

## SPECTRUM

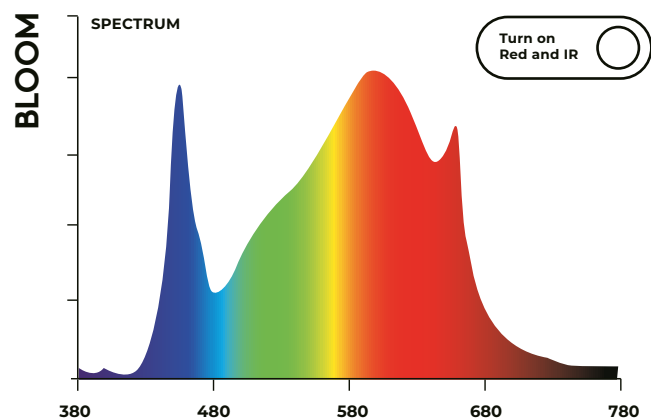


## NO FAN. NO NOISE

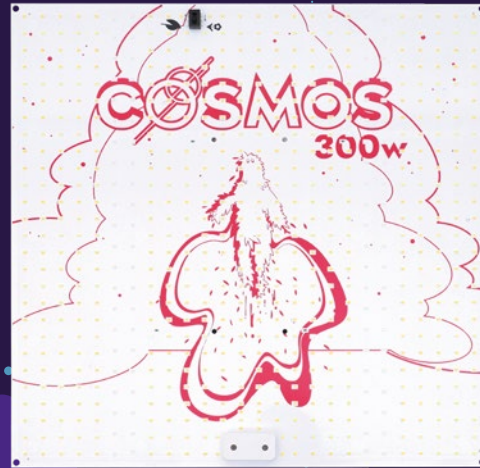
It is equipped with a control switch to adjust the spectrum to each stage of crop. The PCB has been designed to perfectly dissipate the temperature of the chips.

## SPECIFICATIONS

Power	240W
Input voltage +/-10%	220 - 240 V / 50 - 60 Hz
Input Voltage Range	175 - 264 V
Input current at 100%	1.09 - 0.9A
PPF (25cm)	583 $\mu\text{mol/s}$
Efficacy	2.43 $\mu\text{mol/J}$
Power factor	>0.95
LED source	3000K-308PCS/5000K-150PCS/660nm-68PCS/395nm-4PCS/730nm-4PCS Sanan
Dimmer Advantage	VEG Stage: Turn Off Red & IR BLOOM Stage: Turn On Red & IR
Weight/Net weight	3.3Kg/3.05Kg
Fixture Dimension	300mm x 600mm x 80 mm
Package Size	315mm*615*90mm



# COSMOS 300w



ref.: 500141

## LOWER COST OF OPERATION AND HIGHER QUALITY YIELDS

Cosmos LED Grow Light uses the latest in high output, high energy efficiency LED technology with 2.4  $\mu\text{mol}/\text{J}$ , providing the best light penetration into plants. It only consumes 300W, with 50% less power than other equipment (SMD LED), and obtaining 50% more harvest. The covered surface during the growing phase is 100 x 100 cm, during the flowering phase it is 60 x 60 cm.

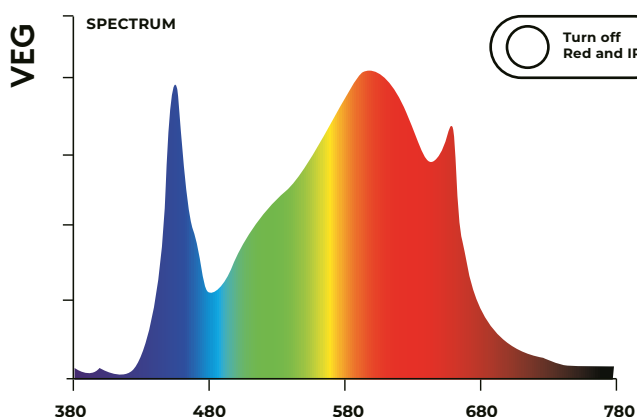
## IDEAL FOR ALL STAGS OF GROWING

Excellent full spectrum white, blue, red, IR and FR (3000K, 5000K, 395nm 660nm and 730nm). 3000K diodes that provide more reddish light and 5000K providing more blue. The combination of red light, IR 660nm and FR 730nm is especially useful during flowering, where it speeds up flowering time and increases yields. The light looks natural, making it easy to accurately monitor plant health.

## THE BEST QUALITY-PRICE RATIO

Quality components mean the light lasts longer, but it also saves you money. COSMOS LED grow kits are often copied, but will never have our quality or commitment.

## SPECTRUM

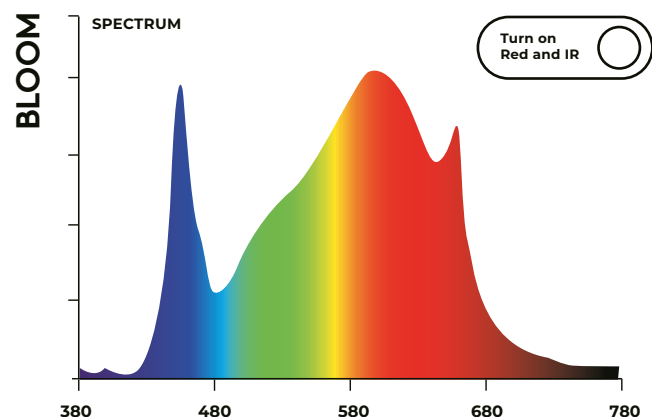


## NO FAN. NO NOISE

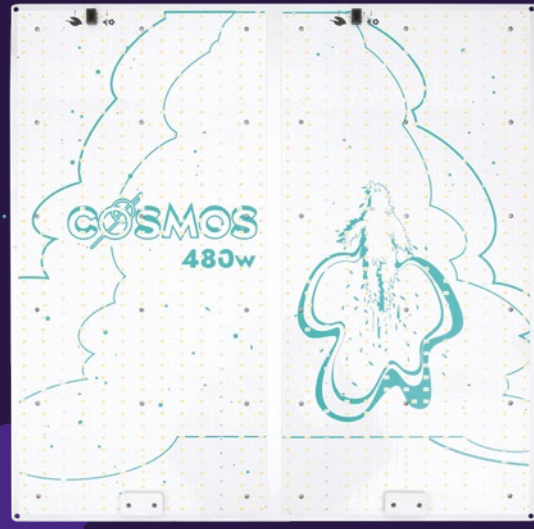
It is equipped with a control switch to adjust the spectrum to each stage of crop. The PCB has been designed to perfectly dissipate the temperature of the chips.

## SPECIFICATIONS

Power	300W
Input voltage +/-10%	220 - 240 V / 50 - 60 Hz
Input Voltage Range	175 - 264 V
Input current at 100%	1.36 - 1.25A
PPF (25cm)	720 $\mu\text{mol}/\text{s}$
Efficacy	2.4 $\mu\text{mol}/\text{J}$
Power factor	>0.95
LED source	3000K-395PCS · 5000K-195PCS · 660nm-86PCS · 395nm-4PCS · 730nm-4PCS Sanan
Dimmer Advantage	VEG Stage: Turn Off Red & IR BLOOM Stage: Turn On Red & IR
Weight/Net weight	3.8Kg/3.55Kg
Fixture Dimension	300mm x 600mm x 80 mm
Package Size	315mm*615*85mm



# COSMOS 480w



ref.: 500142

## LOWER COST OF OPERATION AND HIGHER QUALITY YIELDS

Cosmos LED Grow Light uses the latest in high output, high energy efficiency LED technology with 2.4  $\mu\text{mol}/\text{J}$ , providing the best light penetration into plants. It only consumes 480W, with 50% less power than other equipment (SMD LED), and obtaining 50% more harvest. The covered surface during the growing phase is 100 x 100 cm, during the flowering phase it is 60 x 60 cm.

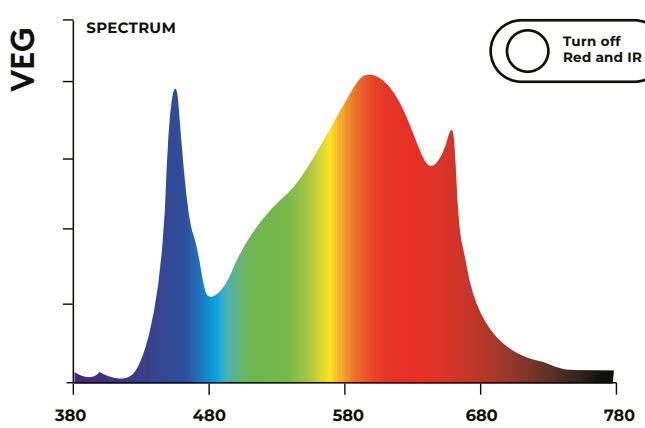
## IDEAL FOR ALL STAGS OF GROWING

Excellent full spectrum white, blue, red, IR and FR (3000K, 5000K, 395nm 660nm and 730nm). 3000K diodes that provide more reddish light and 5000K providing more blue. The combination of red light, IR 660nm and FR 730nm is especially useful during flowering, where it speeds up flowering time and increases yields. The light looks natural, making it easy to accurately monitor plant health.

## THE BEST QUALITY-PRICE RATIO

Quality components mean the light lasts longer, but it also saves you money. COSMOS LED grow kits are often copied, but will never have our quality or commitment.

## SPECTRUM



## NO FAN. NO NOISE

It is equipped with a control switch to adjust the spectrum to each stage of crop. The PCB has been designed to perfectly dissipate the temperature of the chips.

## SPECIFICATIONS

Power	480W
Input voltage +/-10%	220 - 240 V / 50 - 60 Hz
Input Voltage Range	175 - 264 V
Input current at 100%	2.18 - 1.8A
PPF (25cm)	1166 $\mu\text{mol}/\text{s}$
Efficacy	2.4 $\mu\text{mol}/\text{J}$
Power factor	>0.95
LED source	3000K-616PCS · 5000K-300PCS · 660nm-136PCS · 395nm-8PCS · 730nm-8PCS Sanan
Dimmer Advantage	VEG Stage: Turn Off Red & IR BLOOM Stage: Turn On Red & IR
Weight/Net weight	6.35Kg/6.1Kg
Fixture Dimension	600mm x 600mm x 80 mm
Package Size	615mm*615*90mm

